

M&M Micro Systems, Inc.

iSOMS

iSoms App How to Setup

iSoms App - How to Set up

Purpose: To Track Inventory, Inmate Balances, Sales for In-House Commissary Program

Look for the iSoms App Icon and open it.



If it's the first time you have ran the app it will auto display the site setup section.

You can have up to 4 sites you can store on the app.


Example:

Site 0 = Live site

Site 1 = Training Site

Site 2 = Another Agency you have login access to

Press the radio button beside Site 0 and then click Edit Site



Type in a name for your Site

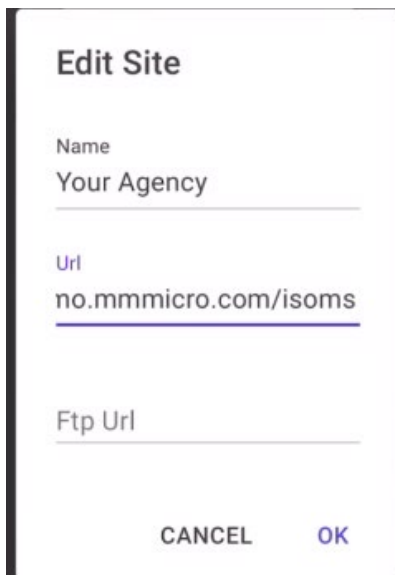
Ex: My Agency Live (or iSoms Live) or MPD Live

The paste the same URL/Link you currently use in the browser

Ex: <https://demo.mmmicro.com/isoms> (do not include any ending “/” slash)

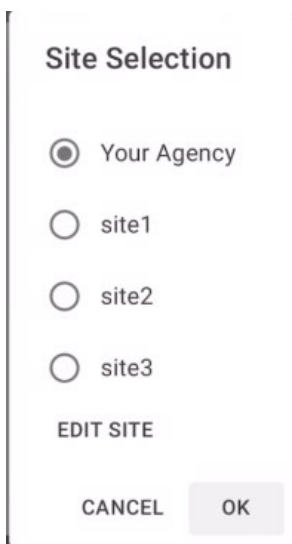
You can ignore the FTP URL for now

Click Ok to save your changes.



The 'Edit Site' dialog box contains three text input fields. The first field, labeled 'Name', contains the text 'Your Agency'. The second field, labeled 'Url', contains the text 'no.mmmicro.com/isoms'. The third field, labeled 'Ftp Url', is empty. At the bottom of the dialog are two buttons: 'CANCEL' and 'OK'.

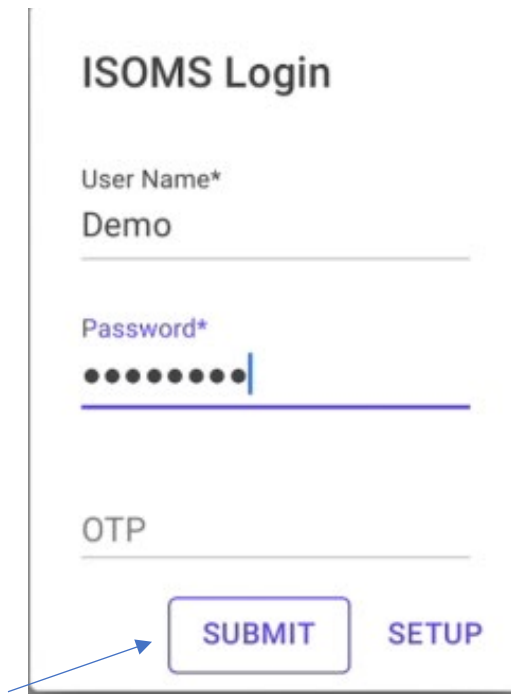
Click OK to select “Your Agency.”



The 'Site Selection' dialog box features four radio button options: 'Your Agency', 'site1', 'site2', and 'site3'. The 'Your Agency' option is selected. Below these options is an 'EDIT SITE' button. At the bottom of the dialog are two buttons: 'CANCEL' and 'OK'.

Login as you normally would on the browser (same username/password)

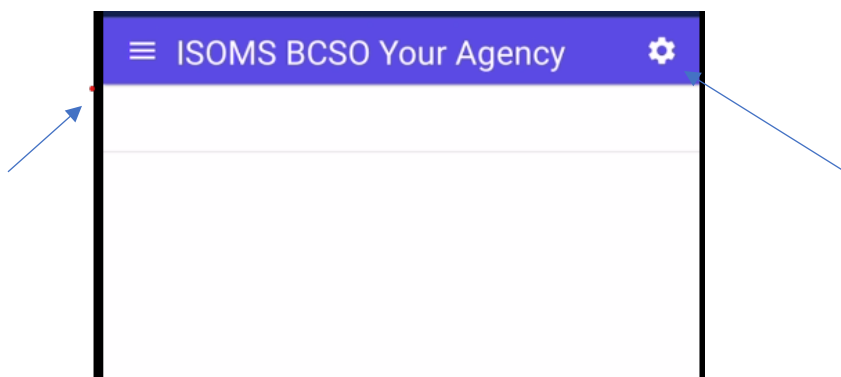
Click "Submit"



The image shows a login form titled "ISOMS Login". It contains three input fields: "User Name*" with the text "Demo", "Password*" with masked characters, and "OTP". Below the fields are two buttons: "SUBMIT" and "SETUP". A blue arrow points to the "SUBMIT" button.

The Left Menu shows all the current app features

The right "settings gear" is where you set Dark Mode, Turn on AVL/ADL, Logout



Menu	Agency 
ACCOUNTING INFO	
AGENCY CONTACT INFO	
AGENCY UNITS	
BOOKING INFO	
BUSINESS CONTACT INFO	
EMPLOYEE INFO	
TOUR CELL CHECKS	
TOUR PATROL CHECKS	
TOUR SRO CHECKS	
BUSINESS/PROPERTY CHECKS	
CAD HISTORY TOOLS	
CAD UNIT TOOLS	
CITATION TOOLS	
INCIDENT TOOLS	
SEX OFFENDER TOOLS	
TEST	