

**M&M Micro Systems, Inc.**

**iSOMS**

---

**CAD**

**EMS Card Setup**

---

## Company Setup – Add EMS Card Default Settings

**EMS-DEFAULT-AS-NO-UNIT** – The default is No, If Yes will auto check the Mark As Received Only Call (no unit). If this is checked, it means that you do not have to have a Unit to add this new call. It will make the CFS Card but it will not have a unit dispatched (IE only Received ready to dispatch a unit). Even if this is checked, if you type in a Unit, it will use it and dispatch that unit to the call.

**EMS-INITIATED-NATURE** – If populated will default a New EMS Card Nature. I nature is required.

**EMS-INITIATED-HOWRECEIVED** – If populated will default a New EMS Card How received from the picklist.

**EMS-INITIATED-PRIORITY** – If populated will default a New EMS Card Priority of call from the picklist.

In CAD the new shortcut Key is **ALT + 1 (ALT 1)**

» <b>Unit Panic</b>	» Facility Shift Notes	» New Note (ALT-N)
» Citations	» Transport Order	» Officer Initiated Call (ALT-O)
» Warrants	» CAD Alerts	» Person Check (ALT-P)
» Civil	» Business Check	» NCIC Check (ALT-Q)
» Booking	» Add Scheduled Event	» Radio Traffic (ALT-R)
» Email	» Map Active Calls	» Traffic Stop (ALT-S)
» Search Name	» Map Active Location Hazards	» Toneout (ALT-T)
» Search Address	» New Card (INS)	» Unit Status (ALT-U)
» Search Vehicle	» Add 2 People 1 Vehicle (ALT-A)	» Unit Status+ (CTRL-ALT-U)
» Search Id	» Business Check (ALT-B)	» Volunteer Fire Traffic (ALT-V)
» BOLO	» Unit In-Service (ALT-I)	» Wrecker (ALT-W)
» Extra Patrol	» Vehicle Check (ALT-M)	» Enter COMPLETED Card
» Business Contacts	» Live CAD Map	» Text All On Duty Units
» Pursuit History		» Add EMS Call (ALT-1)

CLOSE

If you use the Unit, it will set that unit as Dispatched.

If you use the Unit and Mark them Enroute (if they are Enroute or Arrived already on another active call you will error message, they can be Dispatched only if they are Enroute, Arrived on another call.

There are 2 buttons,

One for copying the Incident Location/Address Caller

One for copying the Patient Full Name/Phone Numbers to Caller (you can change name if needed on caller)

YOUR AGENCY

CAD Complaint Card: Add EMS Card

Stop Date:  
01/15/2024

Time:  
08:54:34

Unit:

☐ Is Unit Enroute

☒ Mark As Received Call Only (no unit)

Incident Location Information:

House #:  
1905

Direction:  
HIGH PARK CIR

City:  
MARYVILLE

State:  
TN

ZIP Code:  
37803

Zone:  
MARYVILLE 1

ESN:  
400

Latitude:

Longitude:

Business/Common Name:  
BROOKSTONE RIDGE

COPY ADDRESS TO CALLER

Patient Information:

Last Name:  
doe

First Name:  
john

Middle Name:

Jr/Sr:

Home Phone:  
(111)-111-1111

Cell Phone:  
(222)-222-2222

Work Phone:  
(333)-333-3333

Age:  
58

Race:  
WHITE

Sex:  
MALE

COPY CONTACT TO CALLER

Notes:

Caller Information:

Last Name:  
doe

First Name:  
john

Middle Name:

Jr/Sr:

Home Phone:  
(111)-111-1111

Cell Phone:  
(222)-222-2222

Work Phone:  
(333)-333-3333

House #:  
1905

Direction:  
HIGH PARK CIR

City:  
MARYVILLE

State:  
TN

ZIP Code:  
37803

Zone:  
MARYVILLE 1

ESN:  
400

Latitude:

Longitude:

Business/Common Name:  
BROOKSTONE RIDGE

Nature of Complaint:  
MEDICAL EMERGENCY


How Received:  
E-911

Priority:  
HANDLE NOW

Erns Nature:  
BREATHING DIFFICULTY


If you use the Unit, it will ignore the Mark as received only call.  
The unit will be dispatched but you can also check the box for Enroute.

It will give error message if you mark unit enroute and that same unit is already enroute or arrived on another active call.  
They can only be dispatched if so.


 YOUR AGENCY

CAD Complaint Card: Add EMS Card

Stop Date:  
01/15/2024

 Time:  
08:54:34

Unit:  
603

 ELDER, MARTIN

☐ Is Unit Enroute

☒ Mark As Received Call Only (no unit)

Incident Location Information: